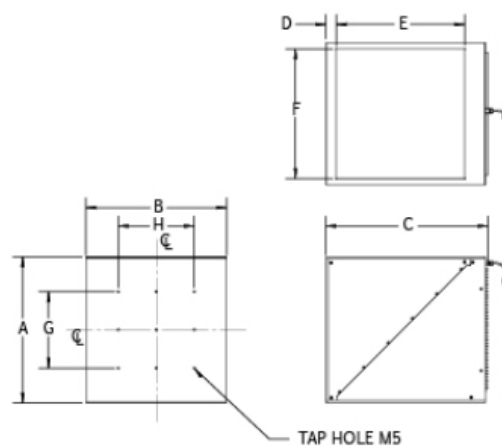
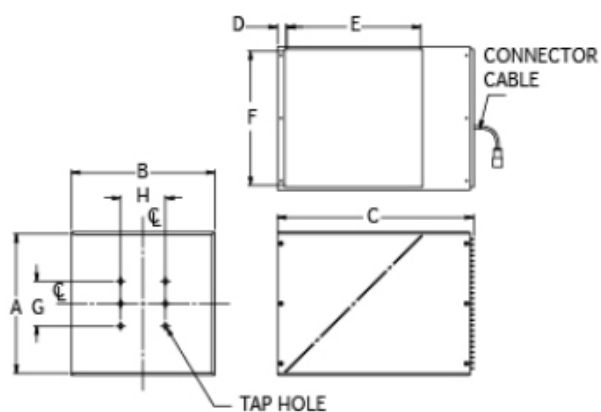
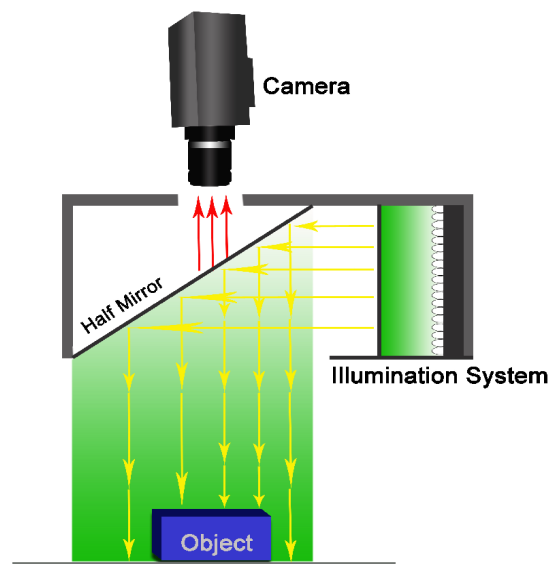














CAS2 Series – Even Co-axial Light

The CAS2 series provides coaxial illumination for tele-centric lenses. The lights are reflected by a 45 degrees half mirror to provide light in line with the camera.

Applications: surface inspection and alignment, wafer, metal surface, film, LCD and glass, pattern on PCB



Model	Dimensions (mm)									Color	Voltage/ Watt	Current
	A	B	C	D	E	F	G	H	TAP HOLE			
CAS2-00-150-X-X	160	160	219	10	150	150	50	50	M6		24V / 25.92W	1080mA
										  	24V / 22.68W	945mA
CAS2-00-200-X-X	237.5	229.1	273	21	200	200	120	100	M5		24V / 46.08W	1920mA
										  	24V / 46.80W	1950mA
CAS2-00-250-X-X	282.7	282.1	320.5	22.5	250	250	150	150	M5		24V / 68.40W	2850mA
										  	24V / 67.39W	2808mA