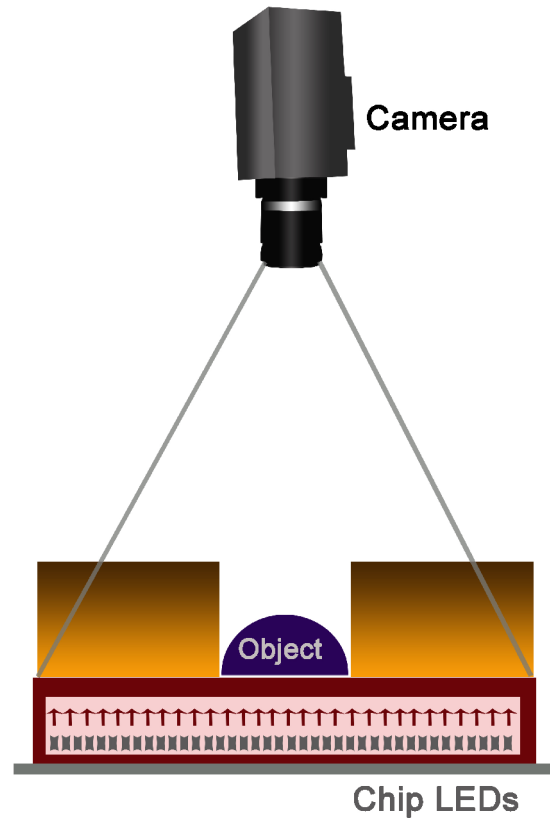
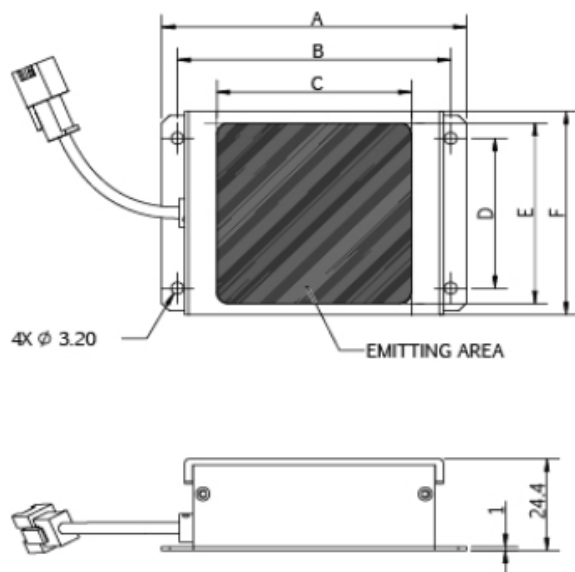



## BHC Series – High Intensity Collimated Back Light

The BHC series is a collimated backlight. The LEDs are arranged in a dense array and shine into a diffuser and provides area illumination.

Application: lead frame inspection, shape recognition, size measurement



Model	Dimensions (mm)						Color	Voltage/ Watt	Current
	A	B	C	D	E	F			
BHC-00-050-X-X	78	70	49.8	40	48	54	●	24V / 2.40W	100mA
							● ● ○	24V / 3.60W	150mA
BHC-00-080-X-X	108	100	79.8	70	78	84	●	24V / 6.00W	250mA
							● ● ○	24V / 4.80W	200mA
BHC-00-100-X-X	128	120	99.8	90	98	104	●	24V / 9.12W	380mA
							● ● ○	24V / 6.84W	285mA